7130 Series (Female HC Type)

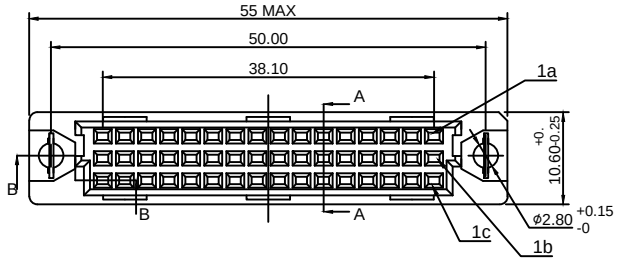

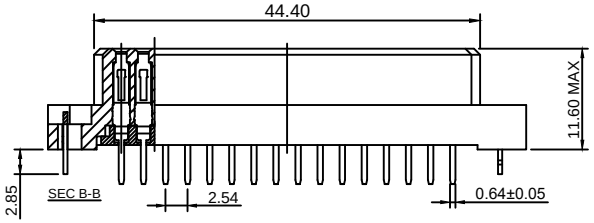

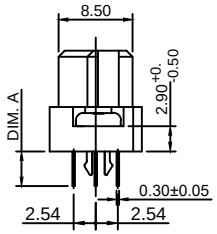

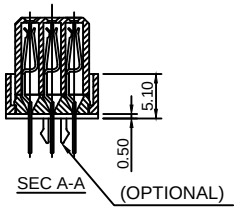

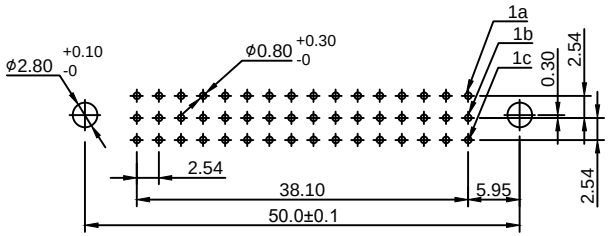

RECOMMENDED PCB LAYOUT

FEATURE :
Insulator Material : PBT UL94V-0 Color : Gray
Contact Material : Brass
Board-Lock (Optional) : Brass, 100μ" Tin Plating Min.
Plating : Selective Gold Plating On Contact Area
100μ" Tin Plating On Solder Area
50μ" Nickel Min. Underplating

SPECIFICATION :
Current Rating : 20°C 2A, 70°C 1A, 100°C 0.5A
Contact Resistance : 30 Milliohms Max. at DC 100mA
Operation Temperature : -55°C to +125°C
Dielectric Voltage : AC 1000V For 1 Minute
Insulation Resistance : 1000 Megaohms Min. At DC500V
Operating Voltage : 250VAC

ORDERING INFORMATION :

7130 - □□ - T - □ - □ - □ - □

Board-Lock
N : No Board-Lock
L : With Board-Lock

Tail Length
1 : 4.00 mm
2 : 2.50 mm

Plating
2 : G/F Plating On Contact Area
8 : 15μ" Gold Plating On Contact Area
6 : 30μ" Gold Plating On Contact Area

Row / Positions With Contact Type
(See Chart A)

T : Straight Solder Type

No. of Contacts

Chart A

Code	No. of Contacts	Rows / Positions With Contact	Pitch	Code	No. of Contacts	Rows / Positions With Contact	Pitch
G	48	Row a + b + c (1 2 3 4 5; a ● ● ● ● ●; b ● ● ● ● ●; c ● ● ● ● ●)	2.54 mm	J	16	Row a (1 2 3 4 5; a ● ● ● ● ●; b + + + + +; c + + + + +)	2.54 mm
H	32	Row a + c (1 2 3 4 5; a ● ● ● ● ●; b + + + + +; c ● ● ● ● ●)	2.54 mm	K	24	Row a + b + c All Even No. (1 2 3 4 5; a + ● + ● +; b + ● + ● +; c + ● + ● +)	5.08 mm Half-Loaded
I	32	Row a + b (1 2 3 4 5; a ● ● ● ● ●; b ● ● ● ● ●; c + + + + +)	2.54 mm	L	16	Row a + c All Even No. (1 2 3 4 5; a + ● + ● +; b + + + + +; c + ● + ● +)	

Title : Customer Drawing	Type : DIN 41612 Eurocard		
Part No. : 7130 Series HC Type			
Description : 7130 Series Female HC Type			
DWG No. : 010 - 0004 - 713	Date : 01 - Feb. - 2018		
APPD. : James C.	CHK. : Connie Z.	DRW. : Bryant C.	

CTL 彩電企業股份有限公司 CHARTRON INCORPORATION

Tolerances Unless Otherwise Specified :
X. ± 0.50 .X ± 0.38 .XX ± 0.25
X.° ± .X° ± .XX° ±

Dim.	Scale	Sheet	Rev.
mm	N/A	1 of 1	D